

# pFUSE2-CLIg-m11

Plasmid featuring the constant region of the mouse immunoglobulin lambda 1 light chain

Catalog # pfuse2-mcl11

For research use only

Version # 20J09-MM

## PRODUCT INFORMATION

### Content:

- 20 µg of pFUSE2-CLIg-m11 plasmid provided as lyophilized DNA
- 2 x 1 ml blasticidin at 10 mg/ml

### Storage and Stability:

- Product is shipped at room temperature.
- Lyophilized DNA should be stored at -20°C.
- Resuspended DNA should be stored at -20°C and is stable for 1 year.

### Quality control:

- Plasmid construct has been confirmed by restriction analysis and sequencing.
- Plasmid DNA was purified by ion exchange chromatography.

### Materials required for antibody generation & isotype switching

- pFUSE2-CLIg plasmid that features the constant region of the kappa or lambda light chains. pFUSE2-CLIg plasmids are selectable with blasticidin.
- pFUSE-CH1g plasmid for the constant region of the heavy chain, this plasmid is selectable with Zeocin™ (sold separately, see RELATED PRODUCTS).

## GENERAL PRODUCT USE

pFUSE-CH1g and pFUSE2-CL1g plasmids are designed to change a monoclonal antibody from one isotype to another, therefore, enabling the generation of antibodies with the same antigen affinity but with different effector functions (increased or reduced ADCC and CDC). Furthermore, they can be used to produce entire IgG antibodies from Fab or scFv fragments that are either chimeric, humanized or fully human depending on the nature of the variable region.

pFUSE-CH1g and pFUSE2-CL1g express the constant regions of the heavy (CH) and light (CL) chains, respectively. They contain a multiple cloning site (MCS) upstream of these constant regions to enable the cloning of the variable (VH and VL) regions of a given antibody. Transfection of mammalian cell lines with the recombinant pFUSE-CH1g and pFUSE2-CL1g pair allows to generate an IgG antibody that can be purified from the supernatant using the appropriate Protein A, Protein G or Protein L affinity chromatography.

## Features of pFUSE2-CL1g and pFUSE-CH1g plasmids

- **hEF1-HTLV prom** is a composite promoter comprising the Elongation Factor-1α (EF-1α) core promoter<sup>1</sup> and the R segment and part of the U5 sequence (R-U5') of the Human T-Cell Leukemia Virus (HTLV) Type 1 Long Terminal Repeat<sup>2</sup>. The EF-1α promoter exhibits a strong activity and yields long lasting expression of a transgene *in vivo*. The R-U5' has been coupled to the EF-1α core promoter to enhance stability of RNA.
- **MCS:** The multiple cloning site contains several restriction sites that are compatible with many other enzymes, thus facilitating cloning.
- **SV40 pAn:** The Simian Virus 40 late polyadenylation signal enables efficient cleavage and polyadenylation reactions resulting in high levels of steady-state mRNA<sup>3</sup>.
- **ori:** A minimal *E. coli* origin of replication to limit vector size, but with the same activity as the longer Ori.
- **CMV enh / hFerL prom:** This composite promoter combines the human cytomegalovirus immediate-early gene 1 enhancer and the core promoter of the human ferritin light chain gene. This ubiquitous promoter drives the expression of the blasticidin-resistance gene in mammalian cells.
- **EM2KC** is a bacterial promoter that enables the constitutive expression of the antibiotic resistance gene in *E. coli*. EM2KC is located within an intron and is spliced out in mammalian cells.
- **βGlo pAn:** The human beta-globin 3'UTR and polyadenylation sequence allows efficient arrest of the transgene transcription<sup>4</sup>.

## pFUSE2-CL1g-m11 specific features

- **Mouse IgLC1 (Ig Lambda 1 Light constant domain):** When cloning your lambda 1 light chain variable region of choice in the MCS, care must be taken to preserve the integrity of the lambda 1 light chain constant region and reading frame.
- **Bsr (blasticidin resistance gene):** Resistance to blasticidin is conferred by the bsr gene from *Bacillus cereus*. The same resistance gene confers selection in both mammalian cells and *E. coli*.

### References:

1. Kim DW. *et al.* 1990. Use of the human elongation factor 1 alpha promoter as a versatile and efficient expression system. *Mol Cell Biol.* 10(2):217-23. 2. Takebe Y. *et al.* 1988. SR alpha promoter: an efficient and versatile mammalian cDNA expression system composed of the simian virus 40 early promoter and the R-U5 segment of human T-cell leukemia virus type 1 long terminal repeat. *Mol Cell Biol.* 8(1):466-72. 3. Carswell S. & Alwine JC. 1989. Efficiency of utilization of the simian virus 40 late polyadenylation site: effects of upstream sequences. *Mol Cell Biol.* 9(10):4248-58. 4. Yu J. & Russell JE. 2001. Structural and functional analysis of an mRNP complex that mediates the high stability of human beta-globin mRNA. *Mol Cell Biol.* 21(17):5879-88.

### TECHNICAL SUPPORT

InvivoGen USA (Toll-Free): 888-457-5873  
InvivoGen USA (International): +1 (858) 457-5873  
InvivoGen Europe: +33 (0) 5-62-71-69-39  
InvivoGen Hong Kong : +852 3-622-34-80  
E-mail: info@invivogen.com



## PROTOCOL

### Obtaining VH and VL sequences

To obtain the cDNA sequence of the VH and VL regions from an antibody producing hybridoma, total RNA or mRNA is extracted and reverse transcribed to cDNA. PCR is performed with 5' degenerate primers to anneal to the unknown VH and VL regions and the 3' primers designed to anneal to the "known" CH and CL regions. Alternatively 5' RACE can be used. The resulting amplicons must be sequenced.

### Plasmid resuspension

Briefly spin the tube containing the lyophilized plasmid to pellet the DNA. To obtain a plasmid solution at 1  $\mu\text{g}/\mu\text{l}$ , resuspend the DNA in 20  $\mu\text{l}$  of sterile H<sub>2</sub>O. Store resuspended plasmid at -20°C.

### Cloning into pFUSE-CHIg and pFUSE2-CLIg

Once the VH and VL sequence are known, inserts for cloning into the plasmids can be generated. In pFUSE2-CLIg-m11, the constant region of the mouse lambda 1 light chain is preceded by a multiple cloning site containing six unique restriction sites: AgeI, EcoRI, EcoRV, XhoI, NcoI and AvrII. We recommend using the AgeI restriction site for insertion of the 5' end of the variable region including the native signal sequence. If the immunoglobulin signal sequence is unknown, pFUSE2ss and pFUSEss plasmids containing a signal sequence should be used. In pFUSE2-CLIg-m11, use AvrII as the 3' cloning site for the VL in order to preserve the lambda 1 constant domain amino acid sequence.

### Notes:

- The 5' end of the variable region should encompass the native ATG initiation codon and the region immediately after which corresponds to the signal sequence. For proper initiation of translation, make sure that your insert contains a Kozak translation initiation sequence upstream of the ATG initiation codon such as (G/A)NNATG.

- When generating the insert for VH, use Eco47III (blunt-end cloning) as the 3' cloning site in order to preserve the IgG constant amino acid sequence. There is a choice of restriction sites at the 5' end (pFUSE-CHIg plasmids featuring the mouse IgG isotypes; see RELATED PRODUCTS).

### Antibody production

Cotransfect mammalian cells, such as 293 and CHO cells, with the recombinant plasmids pFUSE2-CLIg encoding the light chain and pFUSE-CHIg encoding the heavy chain. Antibody production depends greatly on the ratio of heavy chain and light chain expression. Typically, pFUSE-CHIg to pFUSE2-CLIg ratio of 2:3 is used to cotransfect mammalian cells. Since both plasmids share the same plasmid backbone, the appropriate heavy chain to light chain ratio can be easily determined by varying the quantities of plasmids.

OR

Transfect cells using a transfection agent, such as LyoVec™, with the plasmid coding for light chain and select the best clone. Following selection of the best clone, the plasmid coding for the heavy chain clone can be transfected into this clone.

Use blasticidin and Zeocin™ to select pFUSE2-CLIg and pFUSE-CHIg respectively.

Antibody production can be analyzed by different techniques including SDS-PAGE, flow cytometry, ELISA, or a bioactivity assay.

### TECHNICAL SUPPORT

InvivoGen USA (Toll-Free): 888-457-5873

InvivoGen USA (International): +1 (858) 457-5873

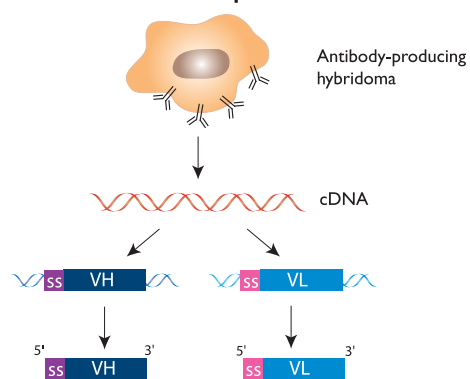
InvivoGen Europe: +33 (0) 5-62-71-69-39

InvivoGen Hong Kong : +852 3-622-34-80

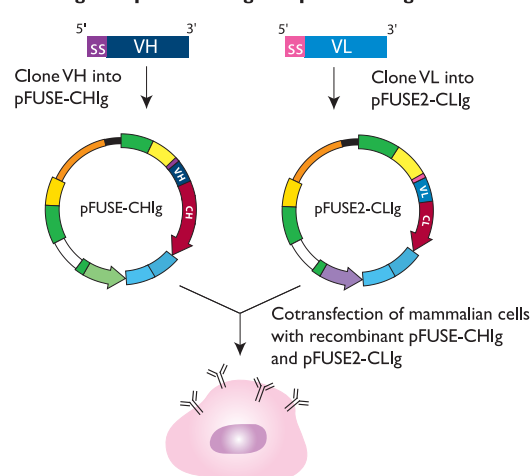
E-mail: info@invivogen.com

## Antibody generation using pFUSE-CHIg & pFUSE2-CLIg

### 1- Obtention of VH and VL sequences



### 2- Cloning into pFUSE-CHIg and pFUSE2-CLIg

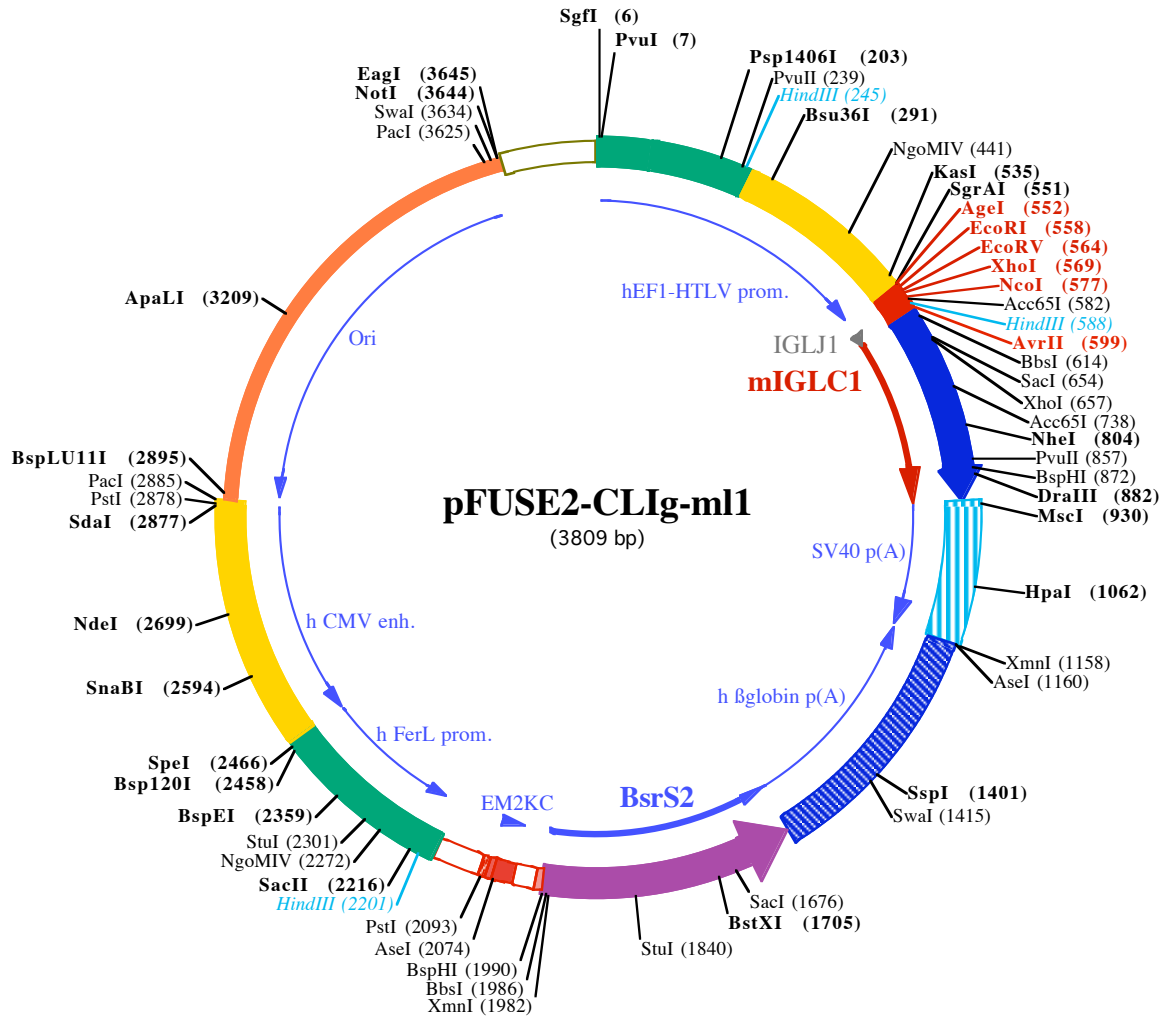


### Antibody purification

The resulting IgG antibody can be purified from the supernatant using the appropriate Protein A, Protein G or Protein L affinity chromatography.

## RELATED PRODUCTS

Product	Catalog Code
pFUSE-CHIg-mG1	pfuse-mchg1
pFUSE-CHIg-mG2	pfuse-mchg2a
pFUSE-CHIg-mG2b	pfuse-mchg2b
pFUSE-CHIg-mG3	pfuse-mchg3
LyoVec™	lyec-12
Protein L / Agarose	gel-protl-2
Protein G / Agarose	gel-agg-5
Blasticidin	ant-bl-1



100

**PvuI (7)**  
**SgfI (6)**  
1 GGATCTGCGATCGCTCCGGTGCCCGTCAGTGGGAGAGCGCACATCGCCACAGTCCCGGAGAAGTTGGGGGAGGGGTCGGCAATTGAACGGGTGCCTA  
101 GAGAAGGTGGCGCGGGTAAACTGGAAAGTGATGTCGTGACTGGTCCGCCTTTTCCGAGGGTGGGGGAGAACCCTATATAAGTGCAGTAGTCGCC

**Psp1406I (203)** **HindIII (245)** **PvuII (239)** **Bsu36I (291)**  
201 GTGAACGTTCTTTTTTCGCAACGGGTTTGCCGCCAGAACACAGCTGAAGCTTCAGAGGGGCTCGCATCTCTCTTACAGCGCCCGCCGCCCTACCTGAGGGCC  
301 GCCATCCACGCGGTTGAGTGCCTGTTGCGCCCTCCCGCCTGTGGTGCTCCTGAACTGCGTCCGCCGTCTAGGTAAGTTTAAAGCTCAGGTCGAGACC

**NgoMIV (441)**  
401 GGGCCTTTGTCCGGCGCTCCCTTGAGCCTACCTAGACTCAGCCGGCTCTCCACGCTTTGCTGACCCTGCTTGTCTCAACTCTACGCTTTGTTTCGTTT

**EcoRI (558)** **KasI (535)** **AgeI (552)** **SgrAI (551)** **XhoI (569)** **EcoRV (564)** **NeoI (577)** **HindIII (588)** **AvrII** **Acc65I (582)**  
501 TCTGTTCTGCGCCGTTACAGATCCAAGCTGTGACCGGGCGCTACCTGAGATCACCGGTGAATTCGATATCTCGAGCACCATGGGTACCAAGCTTACCGTCT  
1▶ G T K L T V

**BbsI (614)** **XhoI (657)** **SacI (654)**  
601 CTAGGCCAGCCCAAGTCTTCGCCATCAGTCACCCTGTTTCCACCTTCCTCTGAAGAGCTCGAGACTAACCAAGGCCACACTGGTGTGTACGATCACTGATT  
7▶ 1▶ G Q P K S S P S V T L F P P S S E E L E T N K A T L V C T I T D

**Acc65I (738)**  
701 TCTACCCAGGTGTGGTGACAGTGGACTGGAAGGTAGATGGTACCCTGTCACTCAGGGTATGGAGACAACCCAGCCTTCAAACAGAGCAACAACAAGTA  
33▶ F Y P G V V T V D W K V D G T P V T Q G M E T T Q P S K Q S N N K Y

**NheI (804)** **PvuII (857)** **BspHI (872)** **DraIII (882)**  
801 CATGGCTAGCAGCTACCTGACCCTGACAGCAAGAGCATGGAAAGGCATAGCAGTTACAGTCCAGGTCACTCATGAAGTCCACACTGTGGAGAAGAGT  
66▶ M A S S Y L T L T A R A W E R H S S Y S C Q V T H E G H T V E K S

**MscI (930)**  
901 TTGCCCCGTGCTGACTGTTCTAGTCTAGCTGGCCAGACATGATAAGATACATTGATGAGTTTGACAAACCACAACCTAGAATGCAGTAAAAAATGCT  
100▶ L S R A D C S •

**HpaI (1062)**  
1001 TTATTTGTGAAATTTGTGATGCTATTGCTTTATTTGTAACCATTATAAGCTGCAATAAACAAAGTTAAACAACAACAAATTGCATTATTATTTATGTTTCA

**AseI (1160)** **XmnI (1158)**  
1098 GGTTACAGGGGAGGTGTGGGAGGTTTTTTAAAGCAAGTAAACCTCTACAAATGTGGTATGGAATTAATTCTAAATAACAGCATAGCAAACTTTAACCC  
1197 TCCAAATCAAGCCTCTACTTGAATCCTTTTCTGAGGGATGAATAAGGCATAGGCATCAGGGGCTGTTGCCAATGTGCATTAGCTGTTTGCAGCCTCACCT  
1297 TCTTTCATGGAGTTAAGATATAGTGTATTTTCCAAGGTTTGAAGTACTCTTCATTTCTTTATGTTTTAAATGCACTGACCTCCACATTCCTTTTTT

**SspI (1401)** **SwaI (1415)**  
1397 AGTAAAAATATTCAGAAATAATTTAAATACATCATTGCAATGAAAAATAATGTTTTTTATTAGGCAGAATCCAGATGCTCAAGGCCCTCATAATATCCCC  
1497 CAGTTTAGTAGTTGACTTAGGGAACAAAGGAACCTTTAATAGAAATTGGACAGCAAGAAAGCGAGCTTCTAGCTTTAGTTTCTGGTGTACTTGAGGGGG  
141▶ • N R T Y K L P

**SacI (1676)**  
1597 ATGAGTTCCTCAATGGTGGTTTTGACCAGCTTGCCATTCATCTCAATGAGCACAAGCAGTCAGGAGCATAGTCAGAGATGAGCTCTTGACATGCCAC  
132▶ I L E E I T T K V L K G N M E I L V F C D P A Y D S I L E R C M G C

**BstXI (1705)**  
1697 AGGGGCTGACCACCTGATGGATCTGTCCACCTCATCAGAGTAGGGGTGCCTGACAGCCACAATGGTGTCAAAGTCTTCTGCCGTTGCTCACAGCAGA  
99▶ P S V V R I S R D V E D S Y P H R V A V I T D F D K Q G N S V A S

**StuI (1840)**  
1797 CCCAATGGCAATGGCTTACAGACAGACAGTACCTGCCAATGTAGGCCTCAATGTGGACAGCAGAGATGATCTCCCCAGTCTTGGTCTGATGGCCGCC  
66▶ G I A I A E A C V T V R G I Y A E I H V A S I I E G T K T R I A A

**BspHI (1990)** **BbsI (1986)** **XmnI (1982)**  
1897 CCGACATGGTGCTTGTGCTCCTCATAGAGCATGGTGTCTTCTCAGTGGCGACCTCCACCAGCTCCAGATCCTGCTGAGAGATGTTGAAAGGCTTTCATGA  
32▶ G V H H K N D E Y L M T I K E T A V E V L E L D Q Q S I N F T K M

**AseI (2074)** **PstI (2093)**  
1997 TGGTCTCTCctgtcaggagagggaagagaagaaggttagtacaattgCTATAGTGAGTTGTATTATACTATGCTTATGATTAATTGTCAAACCTAGGGC  
2095 TGCAGggttcacatgtgccacttttctgactgccccatctctgccccaccctttccaggcatagacagtcagtgacttacCAAACCTCACAGGAGGGAG  
2195 AAGGCAGAAGCTTGAGACAGACCCGCGGGACCGCCGAACCTGCGAGGGGACGTGGCTAGGGCGGCTTCTTTTATGGTGCGCCGGCCCTCGGAGGCAGGGCG  
2295 CTCGGGGAGGCCTAGCGGCAATCTGCGGTGGCAGGAGGGGGCCGAAGGCCGTGCCTGACCAATCCGGAGCACATAGGAGTCTCAGCCCCCGCCCA

2395 **SpeI (2466)**  
**Bsp120I (2458)**  
AAGCAAGGGGAAGTCACGCGCTGTAGCGCCAGCGTGTGTGAAATGGGGCTTGGGGGGTGGGGCCCTGACTAGTCAAAACAAACTCCATTGACGT  
2495 CAATGGGGTGGAGACTTGGAAATCCCCGTGAGTCAAACCGCTATCCACGCCATTGATGTA CTGCTGCAAAAACCGCATCATCATGGTAATAGCGATGACTAA

2595 **SnaBI (2594)**  
TACGTAGATGTA CTGCAAGTAGGAAAGTCCCAT AAGGTCATGTA CTGGGCATAATGCCAGGCGGGCCATTTACCGTCATTGACGTCAATAGGGGGCGTA

2695 **NdeI (2699)**  
CTTGGCATATGATACACTTGATGTA CTGCAAGTGGGCAGTTTACCGTAAATACTCCACCCATTGACGTCAATGGAAAGTCCCTATTGGCGTTACTATGG

2795 **PstI (2878)**  
**SdaI (2877)**  
GAACATACGTCATTATTGACGTCAATGGGCGGGGGTCGTTGGGCGGTGAGCCAGGCGGGCCATTTACCGTAAGTTATGTAACGCTGCAGGTTAATTAAG

2895 **BspLU11I (2895)**  
AACATGTGAGCAAAAGGCCAGCAAAAGGCCAGGAACCGTAAAAAGGCCGCTTGTGCGTTTTTCCATAGGCTCCGCCCCCTGACGAGCATCACAAAA

2995 ATCGACGCTCAAGTCAGAGGTGGCGAAACCCGACAGGACTATAAAGATACCAGGCTTTCCCTGGAAGCTCCCTCGTGCCTCTCCTGTTCCGACCCT

3095 GCCGTTACCGGATACCTGTCCGCTTTCTCCCTTCGGGAAGCGTGGCGTTTTCTCATAGCTCAGCTGTAGGTATCTCAGTTCGGTGTAGGTCGTTCCG

3195 **ApaLI (3209)**  
TCCAAGCTGGGCTGTGTGCACGAACCCCGTT CAGCCCGACCGCTGCGCCTTATCCGGTAACTATCGTCTTGAGTCCAACCCGGTAAGACACGACTTAT

3295 CGCCACTGGCAGCAGCCACTGGTAACAGGATTAGCAGAGCGAGGTATGTAGGCGGTGCTACAGAGTCTTGAAGTGGTGGCCTAACTACGGCTACACTAG

3395 AAGAACAGTATTTGGTATCTGCGCTCTGCTGAAGCCAGTTACCTTCGGAAAAAGAGTTGGTAGCTCTTGATCCGGCAAACAACCACCGCTGGTAGCGGT

3495 GGTTTTTTTGTGGCAAGCAGCAGATTACGCGCAGAAAAAAGGATCTCAAGAAGATCCTTTGATCTTTCTACGGGTCTGACGCTCAGTGGAAACGAAA

3595 **EagI (3645)**  
**PacI (3625)** **SwaI (3634)** **NotI (3644)**  
ACTCACGTTAAGGGATTTTGGTCATGGCTAGTTAATTAACATTTAAATCAGCGGCCGCAATAAAATATCTTTATTTTCATTACATCTGTGTGTTGTTTT

3695 TTGTGTGAATCGTAACATAACGCTCTCCATCAAAACAAAACGAAACAAAACAACTAGCAAAATAGGCTGTCCCCAGTGCAAGTGCAAGTGCCAGAA

3795 CATTCTCTATCGAA

# Blasticidin

Selection antibiotic; cell culture tested

Catalog code: ant-bl-05, ant-bl-1, ant-bl-5, ant-bl-5b

<http://www.invivogen.com/blastcidin>

For research use only

Version 20J13-MM

## PRODUCT INFORMATION

### Contents

Blasticidin hydrochloride is supplied as a sterile filtered solution at 10 mg/ml in HEPES buffer. It is available in 4 pack sizes:

- ant-bl-05: 5 x 1 ml (50 mg)
- ant-bl-1: 10 x 1 ml (100 mg)
- ant-bl-5: 50 x 1 ml (500 mg)
- ant-bl-5b: 1 x 50 ml (500 mg)

### Storage and stability

- Blasticidin is shipped at room temperature. Upon receipt it should be stored at 4 °C or at -20 °C. Avoid repeated freeze-thaw cycles.  
- The expiry date is specified on the product label.

**Note:** Blasticidin is stable for 2 weeks at room temperature.

## QUALITY CONTROL

Each lot is thoroughly tested to ensure the absence of lot-to-lot variation.

- Purity: ≥95% (HPLC)
- Endotoxin level: < 1 EU/mg
- Physicochemical characterization (pH, appearance)
- Cell culture tested: potency validated in blasticidin-sensitive and blasticidin-resistant mammalian cell lines
- Non-cytotoxicity of trace contaminants: absence of long-term effects confirmed in blasticidin-resistant cells

## BACKGROUND

Blasticidin is a selection antibiotic that acts on both eukaryotic and prokaryotic cells. It is a peptidyl nucleoside antibiotic isolated from the culture broth of *Streptomyces griseochromogenes*. It specifically inhibits protein synthesis in both prokaryotes and eukaryotes by inhibiting peptide bond formation in the ribosomal machinery. Three blasticidin resistance genes have been cloned and sequenced: an acetyl transferase gene, *bls* from a blasticidin producer strain<sup>1</sup>, and two deaminase genes, *bsr* gene from *Bacillus cereus*<sup>2</sup>, and *BSD* gene from *Aspergillus terreus*<sup>3</sup>.

Both *bsr* and *BSD* genes are used as dominant selectable markers for gene transfer experiments in mammalian and plant cells. Although blasticidin was developed as a selection agent for mammalian cells, it can also be used in *E. coli*.

## GENERAL GUIDELINES

Successful transfection is influenced by many factors. The health and viability of the cell line, the quality of the nucleic acid used, the transfection reagent, the duration of transfection, and the presence or absence of serum can all play a part.

## SAFETY CONSIDERATIONS

Blasticidin is a harmful compound. Refer to safety data sheet for handling instructions.

## SELECTION CONDITIONS

### - *Escherichia coli*

*E. coli* is poorly sensitive to blasticidin, but transformants resistant to blasticidin can be selected on low salt LB agar medium (pH 8) supplemented with 100 µg/ml blasticidin. High pH enhances the activity of blasticidin.

### - Mammalian cells

The working concentration of blasticidin for mammalian cell lines varies from 1 to 10 µg/ml, in a few cases up to 30 µg/ml. In a starting experiment we recommend to determine optimal concentrations of antibiotic required to kill your host cell line. After treatment, cell death occurs rapidly, allowing the selection of transfected cells with plasmids carrying the *bsr* or *BSD* genes in as little as 7 days post-transfection. Suggested concentrations of blasticidin for selection in some examples of mammalian cells are listed below.

Cell line	Medium	Blasticidin conc.	Ref.
CHO (Chinese hamster ovarian cells)	DMEM	5-10 µg/ml	4, 5
HEK293 (Human embryonic kidney cells)	DMEM	5-15 µg/ml	6, 7
HeLa (Human uterine cells)	DMEM	2.5-10 µg/ml	8, 9
Neuro2a (Mouse neuroblasts)	DMEM	30 µg/ml	10
THP-1 (Human monocytes)	RMPI	10 µg/ml	11

1. Perez-Gonzalez J. et al., 1990. Cloning and characterization of the gene encoding a blasticidin S acetyltransferase from *Streptovorticillum* sp. Gene. 86:129-34.
2. Izumi M. et al., 1991. Blasticidin S-resistance gene (*bsr*): A novel selectable marker for mammalian cells. Exp.Cell Res.197:229-33.
3. Kimura M. et al., 1994. Blasticidin S deaminase gene from *Aspergillus terreus* (*BSD*): a new drug resistance gene for transfection of mammalian cells. Biochim. Biophys. Acta. 1219:653-9.
4. Dorgham K. et al., 2009. An engineered CX3CR1 antagonist endowed with anti-inflammatory activity. J Leukoc Biol. 86(4):903-11.
5. LeBon L. et al., 2014. Fringe proteins modulate Notch-ligand cis and trans interactions to specify signalling states. eLife Sci. 3:e02950.
6. Tomecki R. et al., 2014. Multiple myeloma-associated hDIS3 mutations cause perturbations in cellular RNA metabolism and suggest hDIS3 PIN domain as a potential drug target. Nucleic Acids Res. 42:1270-90.
7. Edbauer D. et al., 2004. Co-expression of nicastrin and presenilin rescues a loss of function mutant of APH-1. J Biol Chem. 279:37311-5.
8. Khandelia P. et al., 2011. Streamlined platform for short hairpin RNA interference and transgenesis in cultured mammalian cells. PNAS 108:12799-804.
9. Lee HK. et al., 2007. Application of beta-lactamase enzyme complementation to the high-throughput screening of toll-like receptor signaling inhibitors. Mol Pharmacol. 72:868-75.
10. Matsumoto G. et al., 2011. Serine 403 phosphorylation of p62/SQSTM1 regulates selective autophagic clearance of ubiquitinated proteins. Mol Cell. 44:279-89.
11. Schepetkin IA. et al., 2009. Immunomodulatory activity of oenothin B isolated from *Epilobium angustifolium*. J Immunol. 183:6754-66.

## TECHNICAL SUPPORT

InvivoGen USA (Toll-Free): 888-457-5873

InvivoGen USA (International): +1 (858) 457-5873

InvivoGen Europe: +33 (0) 5-62-71-69-39

InvivoGen Hong Kong: +852 3622-3480

E-mail: [info@invivogen.com](mailto:info@invivogen.com)

## RELATED PRODUCTS

Product	Description	Catalog Code
<b>Other selection antibiotics</b>		
G418	Selection antibiotic for the <i>neo</i> gene	ant-gn-1
Hygromycin B Gold	Selection antibiotic for the <i>hph</i> gene	ant-hg-1
Puromycin	Selection antibiotic for the <i>pac</i> gene	ant-pr-1
Zeocin™	Selection antibiotic for the <i>Sh ble</i> gene	ant-zn-1
<b>Plasmids encoding the <i>bsr</i> gene</b>		
pMOD2-Blast	Plasmid encoding a synthetic <i>bsr</i> gene	pmod2-blast
pSELECT-blasti-LacZ	LacZ-expression plasmid selectable with blasticidin	psetb-lacz
pSELECT-blasti-mcs	Expression plasmid selectable with blasticidin	psetb-mcs
pUNO1-bsr	Expression plasmid selectable with blasticidin	puno1-bsr

### TECHNICAL SUPPORT

InvivoGen USA (Toll-Free): 888-457-5873  
InvivoGen USA (International): +1 (858) 457-5873  
InvivoGen Europe: +33 (0) 5-62-71-69-39  
InvivoGen Hong Kong: +852 3622-3480  
E-mail: [info@invivogen.com](mailto:info@invivogen.com)